










Nine steps to avoiding needlesticks

-  1. Avoid the use of needles where safe and effective alternatives are available.
-  2. Help your employer select and evaluate devices with safety features.
-  3. Use devices with safety features provided by your employer.
-  4. Avoid recapping, bending, or removing used needles.
-  5. Plan safe handling and disposal before beginning any procedure using needles.
-  6. Dispose of used needle devices promptly in appropriate sharps disposal containers.
-  7. Report all needlestick and other sharps-related injuries promptly.
-  8. Tell your employer about hazards from needles that you observe in your work environment.
-  9. Participate in bloodborne pathogen training and follow recommended infection prevention practices, including hepatitis B vaccination.